



## Technical specifications

|                      |  |          |                      |   |   |
|----------------------|--|----------|----------------------|---|---|
| Intended use         | Endodontics  |          |                      |   |   |
| Indications for use  | Non-surgical endodontic retreatment.   |          |                      |   |   |
| Description          | Diamond-coated retreatment tip for the removal of very hard materials in the first crown third   |          |                      |   |   |
| Tip type             | Smooth   |          |                      |   |   |
| Allergenic factor    | Tip made of surgical stainless steel as per ASTM F899 - 12b<br><br>Surgical stainless steel contains: <ul style="list-style-type: none"> <li>• nickel</li> <li>• chromium</li> </ul> |          |                      |   |   |
| Commercial reference | ET20D : F88013   |          |                      |   |   |
| Medical class        | Class of medical device: IIa according to 93/42/EEC directive  |          |                      |   |   |
| Adjustments          | Newtron range  | P5 Range | Suprasson P5 Booster | Prophy Max - P-Max - Implant Center 2 - Piezotome 2 |   |
|                      | 7  | 7        | 5                    | 3   |  |

## Service life

As it is not possible to establish a maximum number of uses (that may be determined by many parameters such as duration of use, hardness of enamel, the force applied, wear), we recommend that medical devices being routinely used are replaced at least once a year. Replace the medical device if the tip does not vibrate at the expected frequency, the treatment is not progressing as normal and is taking longer or is at a standstill.

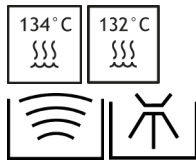
## Associated documentation

| Document title   | References |
|--|------------|
| Consulting electronic user instructions  | J00007     |
| Cleaning, disinfection and sterilization instructions for tips                         | J02001     |
| Endosuccess Retreatment Kit clinical tips  | J08121     |
| Ultrasonic generator power settings table  | J58000     |
| General instructions relating to the complete range of standard ultrasonic dental tips | J02101     |

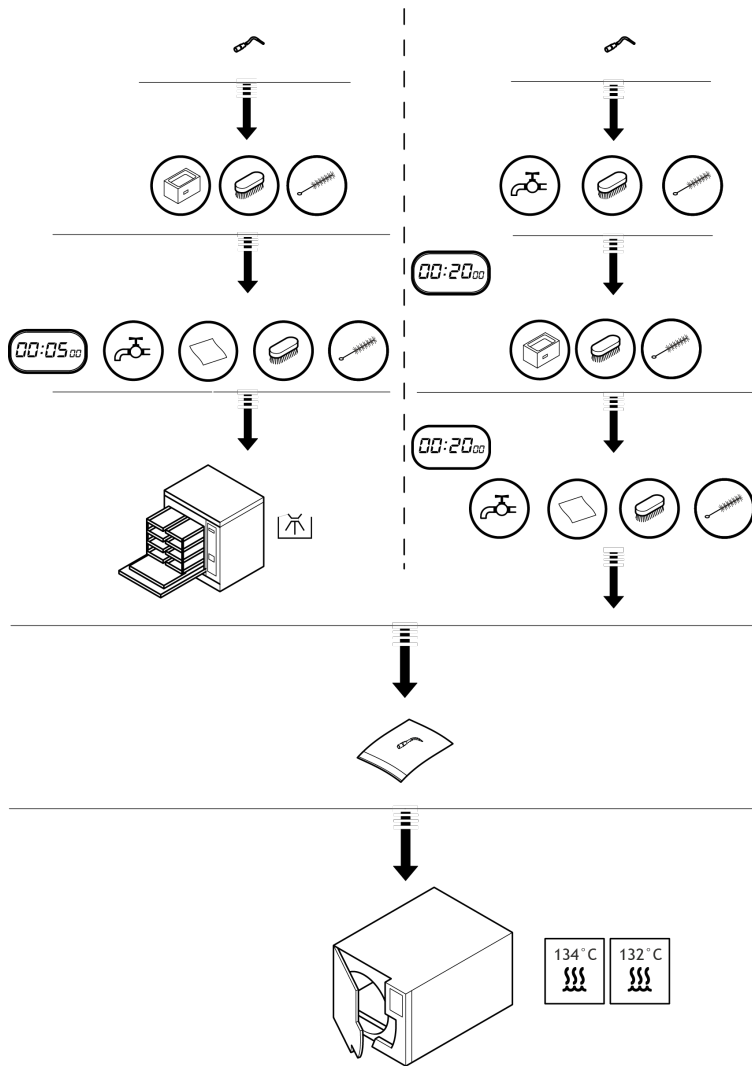
## Sterilization



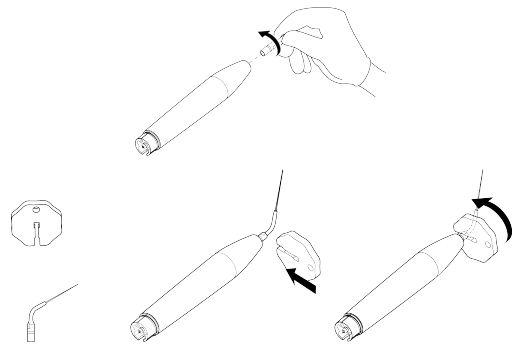
Sterilize prior to each use



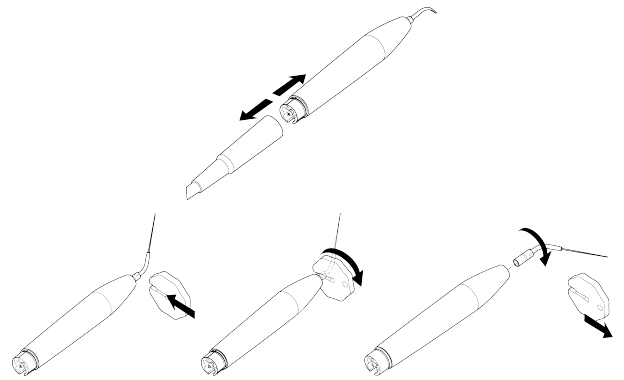
The tips must be cleaned, disinfected and sterilized prior to each use. Prior to each use, please refer to the cleaning, disinfection and sterilization instructions for tips J02001.



## Installation



## Disassembly



## Manufactured For:



EdgeEndo  
5600 Wyoming Blvd NE  
Suite 100  
Albuquerque, NM 87109

[www.edgeendo.com](http://www.edgeendo.com)



## Date of first CE marking

1998

Tip | ET20D | J00711 | (98) | V1 | 03/2017 | NB26EN080A