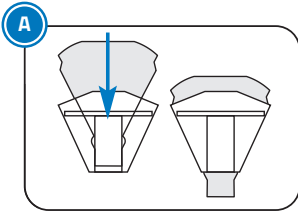


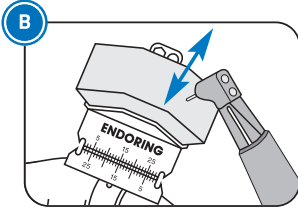
Instructions for Use

Jordco® e-Foam® Rotary HD



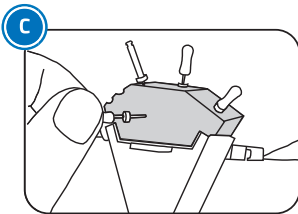
File Prep

Always use new files or previously used instruments cleaned with ultrasonic cleaning prior to placing them into a new piece of e-Foam Rotary HD insert for steam autoclave processing. Files can be placed directly into a new single use e-Foam insert and then placed into a standard pack for steam autoclave processing. Avoid placing heavy objects onto the autoclave pack to avoid deforming the foam.



A. Place the e-Foam Rotary HD insert into the EndoRing cup. Pull the e-Foam insert out the bottom of the cup to seat the e-Foam insert securely in place and assure best clinical and cleaning performance of the e-Foam.

B. To clean rotary files, pass the rotating files vertically into the e-Foam Rotary HD insert at normal operating speeds of 3-400 RPM. Do not exceed 800 RPM. Rotary files clean best when inserted into the top of the e-Foam insert or into the docking area found on the back of the EndoRing II. Rotary file flutes normally clean with one short pass into the e-Foam insert. For best results avoid any excessive up and down file movement and/or placing the rotating files into the e-Foam insert at steep off vertical angles. Hand files can be vertically passed into the e-Foam insert 1-3 times to remove any debris.



C. The top of the e-Foam insert has 3 distinct faceted areas to aide in instrument organization. During treatment, store instruments in the e-Foam insert by arranging hand files, rotary files or other instruments directly into the top of the e-Foam insert. Assistants can use the docking area on the back of the EndoRing II to safely accept, transfer and store files.

Processing Instructions:

Single Use e-Foam Inserts



Steam autoclave a new e-Foam insert prior to use. Unused or ultrasonically cleaned files may be placed in the e-Foam insert prior to processing. Autoclaving **will not** remove bioburden left behind from prior usage. The e-Foam insert, along with files, may be placed in an FDA approved autoclave pouch/bag prior to processing. **Do not exceed temperature of 275°F (135°C).** To avoid deforming the e-Foam insert, do not load or stack items on top of the e-Foam insert during autoclave processing. Dispose of after each use.

Symbols Glossary Available at: www.jordco.com/symbols

Jordco products are covered by one or more U.S. or foreign patents or patent applications owned by Jordco, Inc. of Beaverton, OR, USA. See www.jordco.com for details. JORDCO, ENDORING, E-FOAM, ENDOGEL, E-DX, and FILECADDY are trademarks of Jordco, Inc., registered in the United States and/or other countries. The blue color of the e-Foam inserts and the endodontic organizer, the yellow color of the e-Foam inserts, and the colors yellow and blue-yellow together on e-Foam insert packaging, are all trademarks of Jordco, Inc., registered in the United States. See the above website for further information. (1704)

REV1904