



Hydraulic Temporary Restorative Material

INSTRUCTIONS FOR USE

Hydraulic Temporary Restorative Material

Recommended Indication

To be used by a dental professional as a temporary filling material.

Contraindication

Contraindicated for patients with known hypersensitivity to hydraulic temporary restoratives. In case of allergy, refer to physician.

Components

40g jar individual box

Directions for use

1. Dry the prepared cavity with a cotton pellet (do not desiccate).
2. Apply the necessary amount of MD- Temp into the cavity with the use of a suitable instrument.
3. Let the patient bite down on the filling to check for interferences in case of Class I cavities. Otherwise, contour filling by adapting it to the cavity walls.
4. Remove excess by wiping it off with a moist cotton pellet towards the margins of the cavity.

Notes

Close the container immediately after removal of the material required. Do not mix or contaminate with any other material.

Storage


Store at temperatures 1°C - 30°C (33°F - 86°F)

Shelf life


2 years from the manufactured date.


Symbols


 Manufacturer


 Date of manufacture

 Batch Code

 Use By

 Consult instructions for use

 CE⁰¹²⁰ CE-Mark and identification number of notified body. Product conforms to the essential requirements of the Medical Device Directive 93/42/EEC

 Keep away from sunlight

 Temperature limitation

 EC REP Authorized representative in the EC

Distributed by

EDGEENDO®

5600 Wyoming Blvd NE Suite 100
Albuquerque, NM 87109
Phone: 855.985.3636
www.edgeendo.com

 Manufactured by **META BIOMED CO.LTD.**
270, Osongsaeangmyeong 1-ro, Osong-eup,
Heungdeok-gu, Cheongju-si,
Chungcheongbuk-do, Korea

 EC REP **Meta Biomed Europe GmbH**
Wiesenstr. 35, 45473 Mülheim an der Ruhr, Germany

Made in Korea

OM-160-3