

INSTRUCTIONS FOR USE

Smear Layer Removal

Presence of calcifications in the canal, too narrow canals in posterior teeth, removal of organic in root canal, and smear layer removal.

Applications

For Biomechanical Preparation of the Canal

- Apply EdgeLube by depositing a few drops into the root canal using a syringe, and then carefully pump the solution into the canal with a fine root canal instrument. Continue instrumentation of the canal while being soaked in the solution.

- Reapply EdgeLube when necessary until canal shaping and cleaning is complete. Remove EdgeLube from the canal by irrigation.

For Smear Layer Removal

- Irrigate the canal with EdgeLube, followed immediately by thorough irrigation with water to rinse off EdgeLube. Aspirate excess fluid and dry the canal.

Properties

EdgeLube functions by forming a calcium-chelate solution with the calcium ions of dentin. It makes the dentin brittle and easier to instrument, and produces the cleanest dentinal walls after smear layer.

Special Precautions for Use

Use EdgeLube with discretion to prevent perforation. Avoid extrusion of the solution into the apex. Keep tightly capped at all times. For dental use only. Keep out of children's reach.

Storage

Store at 15 °C - 25 °C (59 °F - 77 °F)








Components

100 ml bottle, 1 syringe, 3 flexible tips

Shelf life


2 years from the manufactured date.

Symbols

-  Manufacturer
-  Date of manufacture
-  Batch Code
-  Use By
-  Consult instructions for use
-  Keep away from sunlight
-  Temperature limitation
- Rx Only** Caution : Federal law restricts this device to sale by or on the order of a dentist

Distributed by
EDGEENDO®
5600 Wyoming Blvd NE Suite 100
Albuquerque, NM 87109
Phone: 855.985.3696
www.edgeendo.com

 Manufacturer **META BIOMED CO.LTD.**
270, Osongsaengmyeong 1-ro, Osong-eup,
Heungdeok-gu, Cheongju-si,
Chungcheongbuk-do, Korea

품 명	EDGEENDO_EDGE Lube 사용설명서		
서 식 번 호	OM-161-5	Revised Date	Explications
치 수	150X160	2015. 07. 14	신규등록
용 지 재 질	모조지 45g	2016. 06. 23	OM-161-1 / 심볼추가 및 주소 변경
작 업 자		2018. 03. 30	OM-161-2 / 심볼, 내용 수정
Printing Color		2018. 09. 07	OM-161-3 / EC REP 정보변경
		2019. 10. 18	OM-161-4 / Rx Only 추가
		2020. 07. 07	OM-161-5 / CE마크 및 EC REP 정보 삭제